

# Workshop Table

“The Workshop Table is a design that is pared down to the essence. Deliberately simple in its expression, the table has an almost archetypal appearance that comes from a wish to make as little noise as possible—the details and joints are doing all the talking.”

— Cecilie Manz



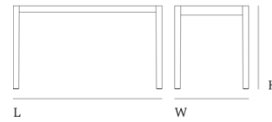
|                              |  |
|------------------------------|--|
| <b>Designed by</b>           | Cecilie Manz / 2020  |
| <b>About the designer</b>    | Cecilie Manz' work within furniture, glass, lighting, and ceramics has received international acclaim and is sold and exhibited all over the world. She is educated from The Royal Danish Academy of Fine Arts with additional studies at the University of Art and Design in Helsinki. Cecilie Manz founded her own studio in Copenhagen in 1998, and has since received numerous awards and honors for her work.   |
| <b>Environment</b>           | Indoor   |
| <b>Country of Production</b> | Denmark  |
| <b>Preassembled</b>          | No - Mount legs to tabletop.   |
| <b>Description</b>           | The Workshop Table joins together the ideals of Scandinavian craftsmanship and subtle detailing for a deliberately simple and archetypal expression. With its tabletop in either oak veneer or linoleum harmoniously carving itself into the solid oak frame, the Workshop Table brings a refined and understated appearance to any setting.   |
| <b>Material</b>              | Frame and legs are made from lacquered solid oak. Black version comes in lacquered oak. Oak version comes with a matte clear lacquer. Table top with a lacquered oak veneer or linoleum finish.<br><br>Oak veneer: slight color variations can occur due to the inherent characteristics of the material.  |
| <b>Cleaning &amp; Care</b>   | Clean the table with a damp cloth. If necessary, only use a mild detergent or washing up liquid and not concentrated. Always wipe with a dry cloth afterwards. To minimize the risk of stains and marks, liquid, grease etc. should be removed straight away.<br><br>For linoleum versions, linoleum care is recommended for optimum saturation of the natural material 2-3 times a year. It is recommended to clean linoleum versions with a damp cloth and a pH neutral cleaner and wipe dry to remove any residues. |

# Workshop Table

## Dimensions

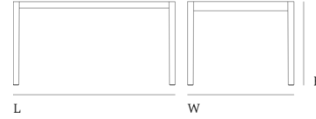
### 130 x 65cm / 51 x 25.5"

Length: 130 cm / 51.2"  
Height: 73 cm / 28.7"  
Width: 65 cm / 25.6"  
Length Between Legs: 120 cm / 47.2"



### 140 x 92 cm / 55.1 x 36.2"

Length: 140 cm / 55.1"  
Height: 73 cm / 28.7"  
Width: 92 cm / 36.2"  
Length Between Legs: 130 cm / 51.2"





### 200 x 92 cm / 78.7 x 36.2"

Length: 200 cm / 78.7"  
Height: 73 cm / 28.7"  
Width: 92 cm / 36.2"  
Length Between Legs: 190 cm / 74.8"



## Ready-to-ship

Warm Grey Linoleum/Oak   
Black Linoleum/Black 

## Tests, Labels & Certifications

**Eco-Labels & Certificates** VOC — Bifma X 7.1

**Safety & Regulations** EAC Certificate  
TSCA Title VI - formaldehyde

**Strength, Durability & Stability** BIFMA X5.5 — Desk Products  
EN 15372-L2 & -L3 Furniture

[Explore Assets](#)

[DOWNLOADSITE](#)