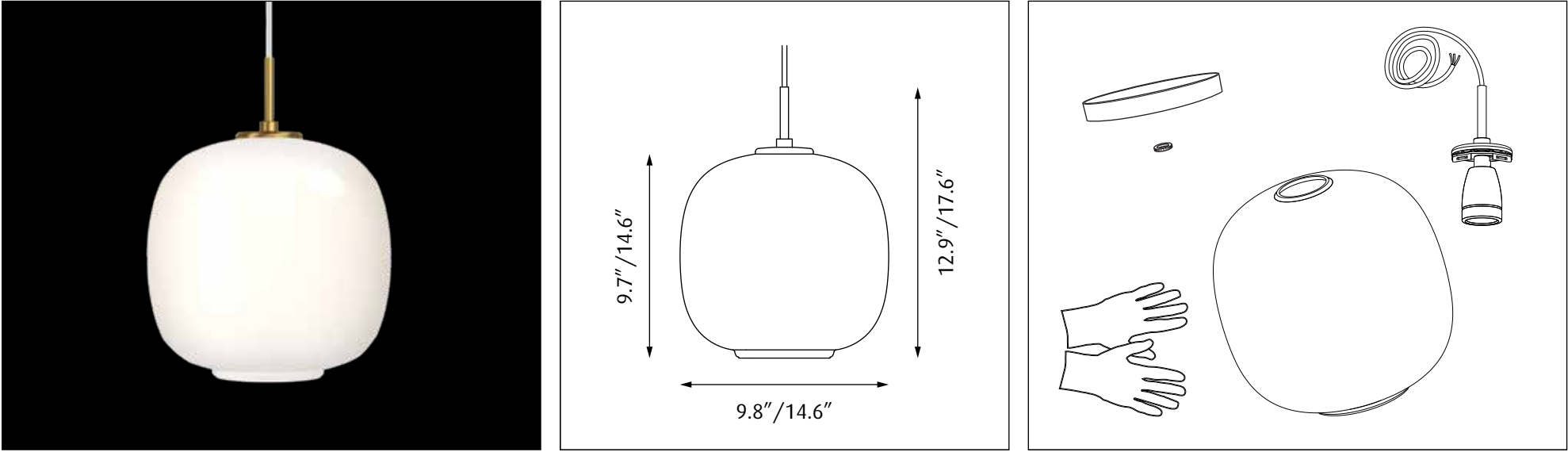



Design Vilhelm Lauritzen



Light source	Voltage	Weight	Electric shock protection	Ingress protection
<b>1/22W LED/A21/medium</b> 	<b>Max. 120V</b>	<b>Ø9.8": max. 4.4 lbs</b> <b>Ø14.6": max. 7.3 lbs</b>	<b>CL. II</b>	<b>IP20</b>


Recommended cleaning substances:  
The metal surfaces are raw and untreated, and will become darker and less shiny on coming into contact with carbon dioxide and other airborne substances. Therefore, as soon as you open the packaging, you may notice areas of the polished surface which might have already developed a patina.  
Wipe off dust with a dry, soft cloth. Remove greasy spots etc. with a soft cloth dampened in lukewarm water (<122° F/ 50° C) with a mild detergent.  
Never use detergents containing abrasives and solvents.

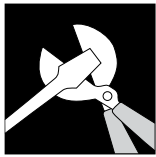
Specifically for brass surfaces:  
To maintain the shine and the light colour, clean with brass polish once or twice a year. Follow the product instructions.

Mouth-blown glass in specific: Must be cleaned in cold condition. All water must be evaporated before the lamp is lit again. The glassware in this luminaire is handcrafted. To ensure the intended lighting comfort, our glassware is blown. The process may generate air bubbles in the glass, just as its thickness may vary.

Warning: Scouring powder and similar substances will scratch surfaces.

All installation is subject to local code and jurisdiction.  
Consult a qualified electrician to ensure correct branch circuit conductor.  
The installer must ensure that the ceiling can support the luminaire's weight. The installer must if necessary reinforce the ceiling structure by adequate means.

 Louis Poulsen A/S disclaims any liability if a half mirror light bulb is used. This type of light source reflects the heat and may damage/melt parts of the fixture.



x3  
Connect wires:  
Green = ground  
White =neutral  
Black = line voltage



See further mounting  
instructions in the  
manual supplied with  
the canopy

The installer must ensure to use proper  
means (rawplugs / screws / expansion  
bolts) to secure the fixture to the  
ceiling material. (Means not provided)  
The installer must if necessary reinforce  
the ceiling structure by adequate  
means.

