

MOSER

The fixture emits diffused light and the thickness of the glass results in a very comfortable light distribution.



Anu Moser

Born in 1945, Anu Moser is a Swedish ceramic artist and specialist in restoring ceramics – a skill she also teaches. Anu Moser has held exhibitions of her ceramic art all over the world.



**Sommerhus
Liseleje**



**Yokohama College of Dental Care and
Health Sciences**

Product info

Information

Electrical: System Wattage: 15W LED Wattage: 14 W Delivered lumens: 664 Efficacy: 44.3 lm/W Certifications: cULus, Dry Location Protection class IP20 Controllability: Phase dimming Actual performance dependent upon screw-base lamp used.

Mounting

Canopy: White. Cord type: 3-conductors, 18 AWG white PVC power cord. Cord length: 12'.

Finish

Matte white opal.

Materials

Suspension: Polished aluminum. Shade: hand blown matte white opal glass.

Sizes and weight

Width x Height x Length (in.) | 8.1 x 11.2 x 8.1 Max 3.3 lbs | 7.3 x 10 x 7.3 Max 2.8 lbs | 9.8 x 14.1 x 9.8 Max 4.2 lbs

Compliance

cULus, Damp location.

Specification notes

a. Incandescent and LED light sources only available in 120V. b. 15W LED light source only available in 7.3" or 8.1" dimension. c. 22W LED light source only available in 9.8" dimension. d. 22W LED light source only available in 9.8" dimension.

Light source

1x15W A-19/medium

Information

Electrical:
System Wattage: 15W
LED Wattage: 14 W
Delivered lumens: 664
Efficacy: 44.3 lm/W
Certifications:
cULus, Dry Location
Protection class IP20
Controllability: Phase dimming
Actual performance dependent upon screw-base lamp used.



Product variants

Dimension	Light source	Voltage frequency
7.3 IN	1x15W A-19/medium	120V
8.1 IN		
9.8 IN		

Product description

Moser pendant draws inspiration from the drop of hot glass when taken from the furnace. It is an opal white glass pendant with near-spherical shape. With its closed bottom, light is diffused over its 360° distribution. The glass shade is supported by three large hooks of polished aluminum that enter holes in the top of the glass shade that are protected with black rubber grommets. Available in three sizes.

Mounting

Mounts onto a 4 inch octagonal outlet box. Canopy: White, flat cone profile, 5.3 IN diameter x 1 IN tall. Cord type: 3-conductor, 18 AWG white PVC power cord. Cord length: 12 feet.

Light description

Light distribution is spherical and 100% glare-free. Direct view of the light source is prevented to eliminate glare.

Design

Anu Moser

Material

Glass shade is matte, opal white, handblown glass 0. 2 IN thick. Canopy is spun aluminum, 0. 03 IN thick. Socket: Porcelain, medium base for A-19 size lamps.
Matte opal glass

Weight

Min: 2.829 lbs Max: 4.228 lbs

Dimensions

7.3 IN, 8.1 IN, 9.8 IN

Other functions

Longer cord lengths.

Finish

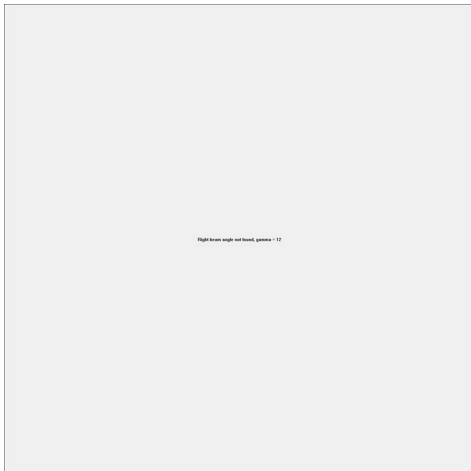
Matt white opal glass

Voltage

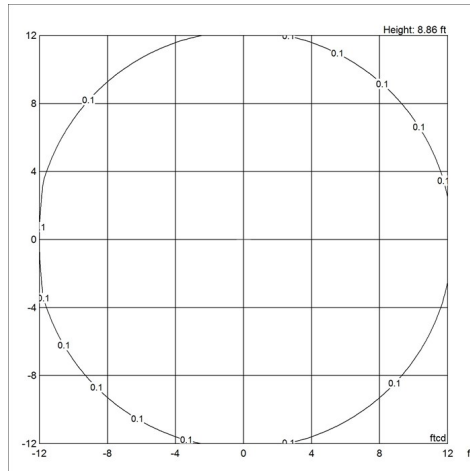
120V

Light distribution diagrams

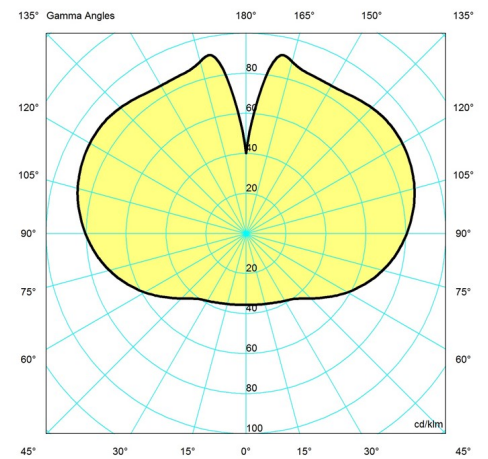
Cartesian



Isolux



Polar



Spare parts & accessories

Product

Variant number

- Canopy Black 2-part tophat®
- Moser Ø185 glass matt opal
- Moser Ø205 glass matt opal
- Moser Ø250 glass matt opal
- Moser gaskets for glass(1 set)
- Small canopy, white
- Small canopy, black

- 5749329021
- 5741086359
- 5741086388
- 5741086414
- 5741087714
- S0771
- 10000018378

