

louis poulsen



CATALOGUE 2023

“Once you have
experienced good lighting,
life is filled with new values.”

- Poul Henningsen

CONTENTS

DESIGNER OVERVIEW 6

THE FIRST HOUSE OF LIGHT 8

NEWS 18

PENDANTS 50

FLOOR LAMPS 126

TABLE LAMPS 152


WALL LAMPS 192

OUTDOOR 220

TECHNICAL INFO 252

DESIGNER

OVERVIEW




POUL HENNINGSEN

Poul Henningsen, the original master of light, focused on providing the glare-free light which has become characteristic of Louis Poulsen design.



ANNE BOYSEN

The talented designer Anne Boysen works in the intersection between art, design and architecture, encouraging us to experiencespaces through design.



ARNE JACOBSEN

Arne Jacobsen is a world-famous Danish architect and designer. Following the modernist and functional ethos, his work is minimalistic and beautiful.



NENDO - OKI SATO

nendo design studio, founded in 2002 by the Japanese designer Oki Sato, creates beautiful minimalist products that feature soft, organic shapes.



LOUISE CAMPBELL

The playful, experimental vibe of Louise Campbell's designs is what makes each of them stand out, especially Collage and LC Shutters.




MADS ODGÅRD

The talented designer Mads Odgård creates minimalist designs based on his belief that design must be logical and functional if it is to endure.




ØIVIND SLAATTO

Øivind Slaatto is a talented designer, whose natural affinity for lighting design is clear in the Patera family he has designed with Louis Poulsen.




VERNER PANTON

Verner Panton is a world-renowned designer known for his amazing eye for colour and form. Among his most famous designs is the Panthella family.



VILHELM LAURITZEN

Vilhelm Lauritzen is a famous Danish functionalist architect, who has designed a series of buildings, and the light fixtures for them.



ANU MOSER

Anu Moser is a Swedish ceramic artist and a specialist in restoring ceramics. She designed the Moser pendant for Louis Poulsen.



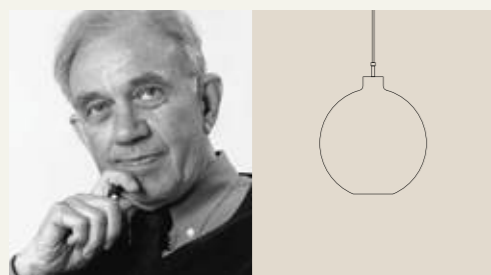
PETER BYSTED

Peter Bysted, who designed Bysted Garden, is a renowned Danish designer working with everything from graphic design to lighting design.



JAKOB LANGE - BIG IDEAS

BIG Ideas is a technology-driven division of Bjarke Ingels Group that produces digital solutions to support BIG's designs.



VILHELM WOHLERT

Vilhelm Wohlert is an award-winning Danish architect who has designed a series of stunning luminaires in collaboration with Louis Poulsen.



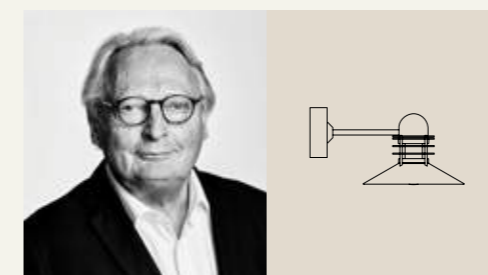
CLARA VON ZWEIFBERGK

Clara von Zweigbergk is a talented graphic designer who has worked in many fields from fashion and illustration to architecture and furniture design.



CHRISTIAN FLINDT

Christian Flindt is an award-winning designer whose innovative designs are created with human interaction and connection in mind.




ALFRED HOMANN

Multi-award-winning architect and designer Alfred Homann is well-known for his outdoor lighting fixtures, that are found around the world.



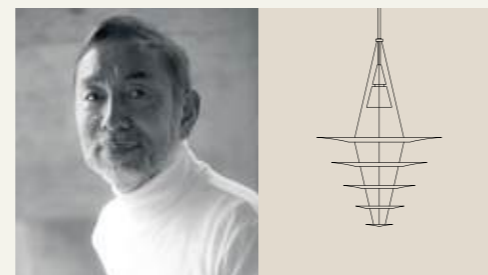
OLAFUR ELIASSON

Olafur Eliasson is an Icelandic/Danish artist. His work features geometric shapes to create stunning designs like the OE Quasi Light.



GAMFRATESI


The innovative design duo GamFratesi blend classic Danish furniture design and craftsmanship, with the Italian intellectual and conceptual approach.




SHOICHI UCHIYAMA

Shoichi Uchiyama is a renowned designer whose Japanese roots are clear in the minimalist look of Enigma, designed in collaboration with Louis Poulsen.

THE
FIRST
HOUSE
OF
LIGHT





THE ICONIC THREE-SHADE LAMP

The three-shade lamp designed by Poul Henningsen was introduced in 1926 and has since become an icon. In a time of fabric lampshades, Henningsen had a very innovative approach to lighting design, using mathematics to ensure pleasant and glare-free light. These principles have gone on to lay the foundations for Louis Poulsen's design philosophy.



DESIGN TO SHAPE LIGHT

We see light as our material. A material that can be shaped to balance between light and dark, form and function, modern and classic. And in that balance, we create exceptional lighting that transforms spaces for people to thrive. That is why, we design to shape light.

A TRADITION OF COLLABORATION

Louis Poulsen's lighting journey began with a collaboration and over the years we have continued this tradition, working with talented architects and designers to design and produce high quality products that provide exceptional lighting. Among those we have collaborated with are heritage designers like Verner Panton, Arne Jacobsen and Vilhelm Lauritzen, and prominent modern designers like Christian Flindt, GamFratesi and Anne Boysen.



A SYMBOL OF OUR HERITAGE

To honour our tradition of collaborating, Louis Poulsen held a competition in 1942, where designers were invited to create a logomark for the brand. The winning design by Johan Pedersen, elegantly merged both the initials of the company and the silhouette of the iconic three-shade lamp by Poul Henningsen. This symbol has been reintroduced into the brand's visual identity in 2023, as a tribute to Louis Poulsen's heritage and the original master of light, Poul Henningsen.



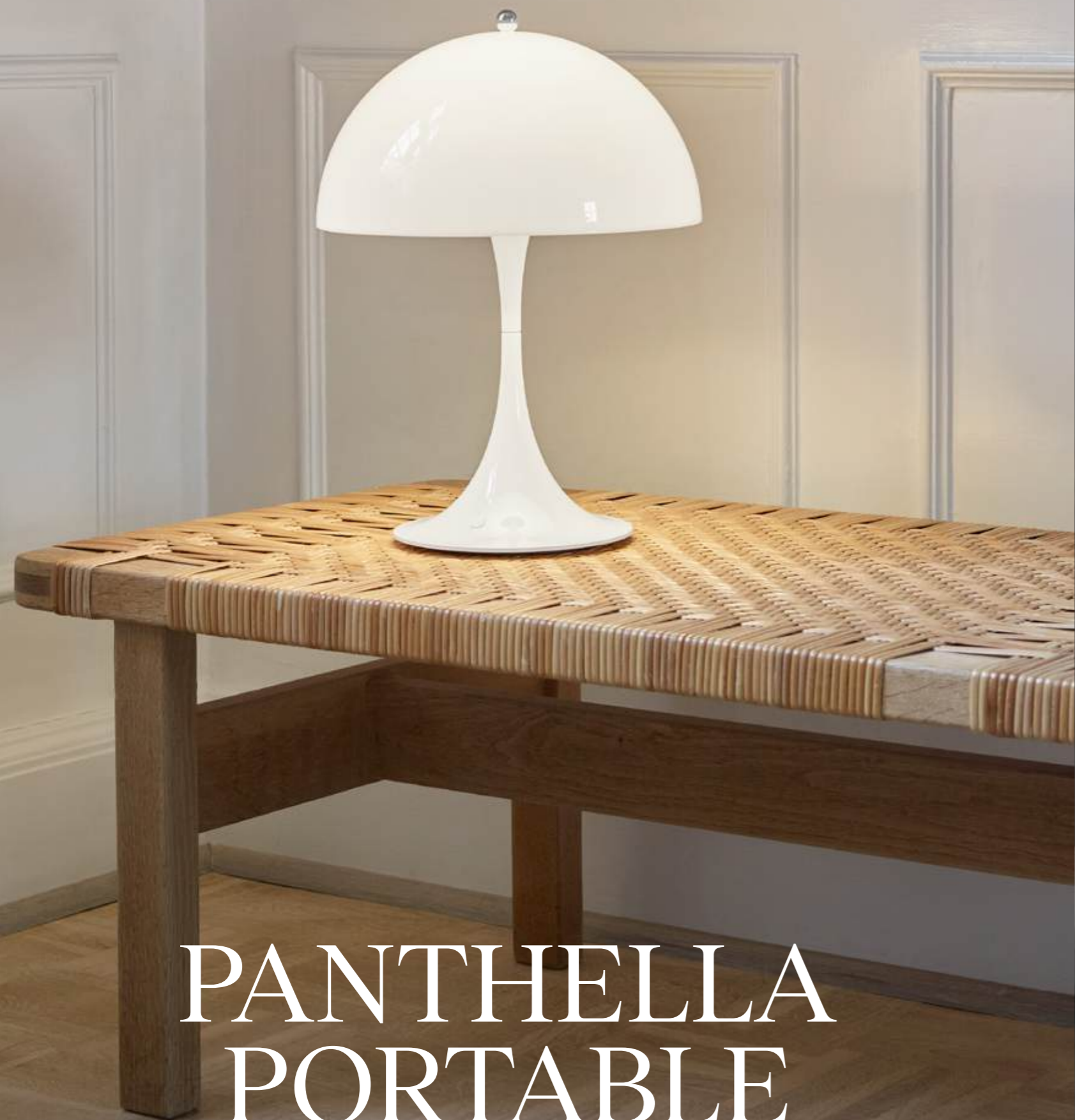
NEWS

2023



AJ OXFORD

by Arne Jacobsen



PANTHELLA PORTABLE

NEW SIZE

by Verner Panton





AJ GARDEN

by Arne Jacobsen




GARDEN BLACK



FLINDT BOLLARD



BYSTED GARDEN



FLINDT WALL



FLINDT GAREDN

by Christian Flindt / Peter Bysted



AJ FAMILY NEW COLOURS



by Arne Jacobsen

PATERA 300

by Øivind Slaatto



edition PH limited edition PH limited edition PH limited edition PH limited edition PH limited edition

PH limited edition PH limited edition PH limited edition PH limited edition PH limited edition

ed edition PH limited edition PH limited edition PH limited edition PH limited edition

PH limited edition PH limited edition PH limited edition PH limited edition PH limited edition

ted edition PH limited edition PH limited edition PH limited edition PH limited edition

PH limited edition PH limited edition PH limited edition PH limited edition PH limited edition

ted edition PH limited edition PH limited edition PH limited edition PH limited edition

PH limited edition PH limited edition PH limited edition PH limited edition PH limited edition

ted edition PH limited edition PH limited edition PH limited edition PH limited edition

PH limited edition PH limited edition PH limited edition PH limited edition PH limited edition

ted edition PH limited edition PH limited edition PH limited edition PH limited edition

PH limited edition PH limited edition PH limited edition PH limited edition PH limited edition

ted edition PH limited edition PH limited edition PH limited edition PH limited edition

PH limited edition PH limited edition PH limited edition PH limited edition PH limited edition



PH 2/2 LUNA

LIMITED EDITION 2023

by Poul Henningsen



VL 56

by Vilhelm Lauritzen

PH 3/3 PENDANT

by Poul Henningsen





PH 5/5 PENDANT

by Poul Henningsen



NJP
WALL
BOX

By nendo



SPECIAL COLLECTION

2023



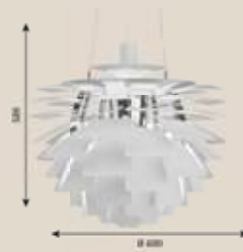
THE PALE ROSE COLLECTION

by Poul Henningsen / Vilhelm Lauritzen



PH 5 RETAKE

by Poul Henningsen



ARTICHOKE PALE ROSE Ø600

Pendant	Finish: Pale Rose, powder coated.
	Material: Leaves: Laser cut steel. Top shade: Pale Rose spun steel. Frame: High lustre chrome plated; laser cut steel. Suspension: High lustre chrome plated, spun aluminum.
Page: 44	Weight: Max. Max 18,4 kg.
Design: Poul Henningsen	Class: Ingress protection IP20. Electric shock protection I w. ground.
	Light source: E27/E26 100W. LED 2700K/3000K (US & JP).



VL 45 Ø175 / Ø250 PENDANT- PALE ROSE PENDANT

Pendant	Finish: Glossy Pale Rose opal glass. Brushed brass, untreated.
	Material: Shade: Mouth-blown polished Pale Rose opal glass with sandblasted inner side. Pendant fitting: Untreated brushed brass, will patinate.
Page: 44	Weight: Max 2.0 kg.
Design: Vilhelm Lauritzen	Class: Ingress protection IP20. Electric shock protection I w. Ground.
	Light source: Ø 175: E14 20W. E17 (JP) E12 (US) Ø 250: E27/E26 100W



PH 2/2 QUESTION MARK - PALE ROSE

Table lamp	Finish: Untreated brushed brass with fine hairlines. Pale Rose glass.
	Material: Shades: Mouth-blown four-layered pale rose coloured glass with white inside. Socket housing, shade holder, stem, base and switch: Brass, brushed and untreated.
Page: 44	Weight: Max. 1,9 kg.
Design: Poul Henningsen	Class: Ingress protection IP20. Electric shock protection II w/o ground.
	Light source: E27/E26. Max. 25W.



PH 2/2 QUESTION MARK - WHITE / CHROME

Table lamp	Finish: White opal glass. Chrome plated.
	Material: Shades: Mouth-blown white opal three-layered glass. Glossy on the outside, sandblasted on the inside. Socket housing, shade holder, stem, base and switch: High lustre chrome plated, brass.
Page: 44	Weight: Max. 1,9 kg.
Design: Poul Henningsen	Class: Ingress protection IP20. Electric shock protection II w/o ground.
	Light source: E27/E26. Max. 25W.



PH 3/2 PALE ROSE TABLE

Wall lamp	Finish: Untreated brushed brass with fine hairlines. White opal glass.
	Material: Mouth-blown four-layered pale rose coloured glass with white inside. Socket housing, shade holder, stem, base and switch: Brass, untreated with fine hairlines. Bottom diffuser: Glass, acid etched on outer surface. Please note the untreated brass will patinate.
Page: 44	Weight: Max. 2,2 kg
Design: Poul Henningsen	Class: Ingress protection IP20. Electric shock protection II w/o ground
	Light source: E27 / E26. Max 15W LED only



PH 2/1 PALE ROSE BRASS

Table lamp	Finish: Brushed untreated brass with fine hairlines. Pale rose coloured glass with white inside.
	Material: Shades: Mouth-blown four-layered pale rose coloured glass with white inside. Glossy on the outside, sandblasted on the inside. Suspension: Brass, brushed and untreated with fine hairlines. Please note the untreated brass will change over time and develop a patina.
Page: 44	Weight: Max. 2 kg.
Design: Poul Henningsen	Class: Ingress protection IP20. Electric shock protection II w/o ground.
	Light source: G9 Max 33W. JP: 40W.



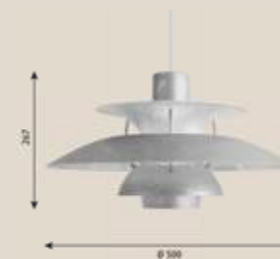
PH 3/3 - PALE ROSE PENDANT

Pendant	Finish: Brushed untreated brass with fine hairlines. Pale Rose coloured glass with white inside.
	Material: Shades: Mouth-blown four-layered pale rose coloured glass with white inside. Glossy on the outside, sandblasted on the inside. Suspension: Brass, brushed and untreated with fine hairlines. Please note the untreated brass will change over time and develop patina.
Page: 44	Weight: Max. 2.1 kg
Design: Poul Henningsen	Class: Ingress protection IP20. Electric shock protection II w/o ground.
	Light source: Light source: E26/E27 70W.



PH 3 1/2-3 PALE ROSE BRASS

Pendant	Finish: Brushed untreated brass with fine hairlines. Pale rose coloured glass with white inside.
	Material: Shades: Mouth-blown four-layered pale rose coloured glass with white inside. Glossy on the outside, sandblasted on the inside. Suspension: Brass, brushed and untreated with fine hairlines. Please note the untreated brass will change over time and develop a patina.
Page: 44	Weight: Max. 2.5kg.
Design: Poul Henningsen	Class: Ingress protection IP20. Electric shock protection II w/o ground.
	Light source: E27/E26 Max 60W US: Max 40W.



PH 5 RETAKE

Pendant	Finish: The metal surface is raw after being stripped of former paint. As a result of the stripping process the finish of the aluminium surface naturally varies in darker and lighter tones. The lower shade made of steel has a different surface and may appear with occasional rust.
	Material: Lower shade: Spun steel. Other shades: Spun aluminium. Struts: Rolled aluminium. Diffuser: Frosted glass.
Page: 46	Weight: Max. 3.5 kg.
Design: Poul Henningsen	Class: Ingress protection IP20. Electric shock protection II w/o ground.
	Light source: 75W E27

PENDANTS

PENDANTS



ABOVE



AJ ROYAL



CIRQUE




COLLAGE



DOO-WOP



PH 5



PH5, MONOCHROME



PH 5 MINI



PH 5 MINI, MONOCHROME



PH 5-41/2 & PH 61/2-6



ENIGMA



KEGLEN



LC SHUTTERS



MOSER



OE QUASI



PH ARTICHOKE



PH ARTICHOKE GLASS



PH LOUVRE



PH SEPTIMA



PH SNOWBALL



PATERA



PATERA OVAL



PH 2/1 GLASS PENDANT



PH 2/1 STEM FITTING



PH 3/2 ACADEMY



TOLDBOD PENDANT



TOLDBOD GLASS PENDANT



VL 45 RADIOHUS PENDANT



VL RING CROWN



WOHLERT



PH 3/2 GLASS PENDANT



PH 31/2-3 GLASS PENDANT



PH 31/2-3 PENDANT



PH 4/3 PENDANT



PH 41/2-4 GLASS PENDANT



LP GRAND 320



DEPENDANT

ABOVE

by Mads Odgård





AJ ROYAL

by Arne Jacobsen



CIRQUE

by Clara von Zweigbergk

COLLAGE

by Louise Campbell





DOO-WOP

by Louis Poulsen



ENIGMA

by Shoichi Uchiyama



KEGLEN

by BIG Ideas, Jakob Lange



LC SHUTTERS

by Louise Campbell

MOSER

by Anu Moser



OE QUASI LIGHT



by Olafur Eliasson



P A T E R R A

by Øivind Slaatto



PATERA OVAL

by Øivind Slaatto

PH 2/1 GLASS PENDANT



by Poul Henningsen



PH 2/1 STEM FITTING

by Poul Henningsen





PH 3/2 ACADEMY CROWN

by Poul Henningsen

PH 3/2 GLASS PENDANT

by Poul Henningsen





PH 3½-3
GLASS PENDANT

by Poul Henningsen

PH 3 $\frac{1}{2}$ -3



PENDANT

by Poul Henningsen



PH 4/3 PENDANT

by Poul Henningsen

PH 4½-4
GLASS PENDANT



by Poul Henningsen



PH 5

by Poul Henningsen



PH 5 MINI

by Poul Henningsen



PH 5-4 $\frac{1}{2}$ & PH 6 $\frac{1}{2}$ -6 CHARLOTTENBORG

by Poul Henningsen



PH ARTICHOKE

by Poul Henningsen

PH ARTICHOKE GLASS



by Poul Henningsen



PH LOUVRE

by Poul Henningsen

PH SEPTIMA

by Poul Henningsen



PH SNOWBALL

by Poul Henningsen



TOLDBOD PENDANT

by Louis Poulsen





TOLDBOD GLASS PENDANT

by Louis Poulsen



VL 45 RADIOHUS PENDANT

by Vilhelm Lauritzen

VL RING CROWN

by Vilhelm Lauritzen





WOHLERT

by Vilhelm Wohlert

LP GRAND 320

by Christian Flindt





DEPENDANT

by Kilo Design



DEPENDANT

by Kilo Design



DEPENDANT 3 (LINEAR)



DEPENDANT 4 (CIRCULAR)



DEPENDANT 5 (LINEAR)



DEPENDANT 6 (CIRCULAR)

DEPENDANT BY KILO DESIGN

A suspension system designed for clustering and custom configuration of multiple pendants that leaves a strong, elegant impact through simple repetition. The Dependant collection consists of a linear and a circular version, both available in two dimensions. Designed for flexible use in different settings, the adaptable suspension system allows for each individual pendant to be positioned at the preferred height. Dependant is available in three different finishes to match the selection of pendants and the surrounding environment.

FLOOR LAMPS

FLOOR LAMPS



AJ FLOOR



KEGLEN FLOOR



MOONSETTER



NJP FLOOR



PANTHELLA FLOOR



PH 3 1/2 - 2 1/2 FLOOR



PH 4 1/2 - 3 1/2 GLASS FLOOR



PH 80



VL 38 FLOOR



VL STUDIO TABLE/FLOOR



YUH FLOOR



AJ FLOOR

by Arne Jacobsen



KEGLEN

by BIG Ideas, Jakob Lange



MOONSETTER

By Anne Boysen

NJP FLOOR

by nendo



PANTHELLA FLOOR

by Verner Panton



PH 3¹/₂-2¹/₂ FLOOR

by Poul Henningsen

PH 4½ - 3½
GLASS FLOOR

by Poul Henningsen





PH 80

by Poul Henningsen

VL 38 FLOOR

by Vilhelm Lauritzen





VL STUDIO

by Vilhelm Lauritzen



YUH FLOOR

by GamFratesi

TABLE LAMPS

TABLE LAMPS



AJ TABLE



AJ MINI



KEGLEN TABLE



KEGLEN TABLE PIN



PH 3 1/2-2 1/2 TABLE



PH 3 1/2-2 1/2 GLASS TABLE



PH 4/3 TABLE



PH 4 1/2-3 1/2 GLASS TABLE



NJP MINI TABLE



NJP TABLE



PANTHELLA TABLE



PANTHELLA TABLE 320



VL 38 TABLE



VL STUDIO



YUH TABLE



PANTHELLA MINI



PANTHELLA PORTABLE



PH 2/1 TABLE



PH 3/2 TABLE

AJ TABLE



by Arne Jacobsen

AJ MINI

by Arne Jacobsen





KEGLEN

by BIG Ideas, Jakob Lange

NJP MINI

by nendo

NJP TABLE

by nendo





PANTHELLA TABLE

by Verner Panton

PANTHELLA TABLE 320

by Verner Panton



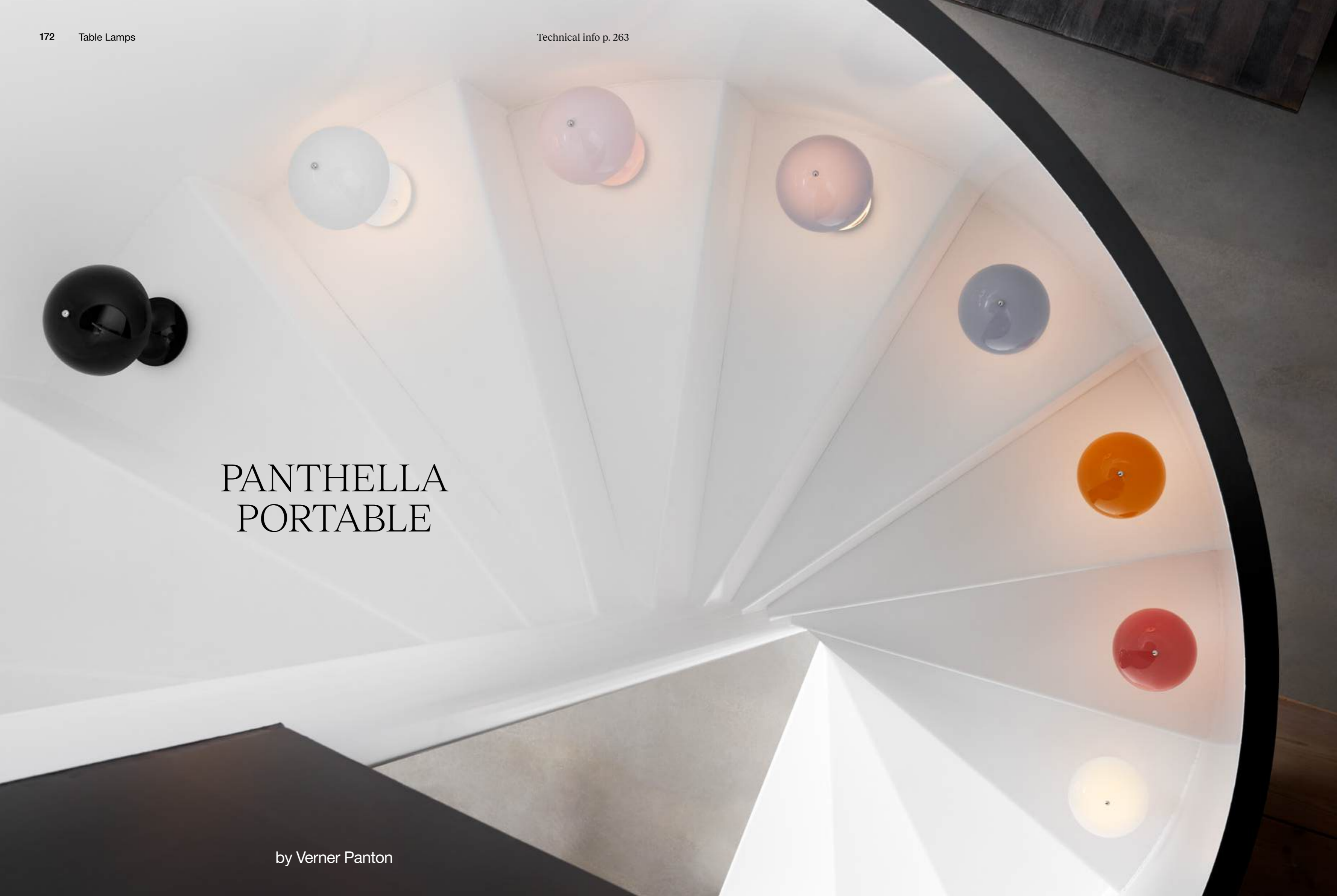


PANTHELLA MINI

by Verner Panton

PANTHELLA PORTABLE

by Verner Panton



PH 2/1 GLASS TABLE

by Poul Henningsen






PH 3/2 TABLE

by Poul Henningsen

PH 3 $\frac{1}{2}$ -2 $\frac{1}{2}$
GLASS TABLE

by Poul Henningsen





PH 3¹/₂ - 2¹/₂
TABLE



by Poul Henningsen

PH 4/3 TABLE

by Poul Henningsen





PH 4¹/₂ - 3¹/₂ GLASS TABLE

by Poul Henningsen

YUH TABLE



by GamFratesi

A photograph of two spherical table lamps. One is large and sits on a tall, light-colored table. The other is smaller and sits on a lower, matching table. Both lamps are illuminated from within, casting a warm glow. The background is a plain, light-colored wall.

VL STUDIO

by Vilhelm Lauritzen



VL 38 TABLE

by Vilhelm Lauritzen

WALL LAMPS

WALL LAMPS



AJ WALL



KEGLEN WALL



FLINDT WALL



LP GRAND 320



PH 2/1 WALL



PH 3/2 WALL



PH HAT



VL 38 WALL



VL RING CROWN



VL STUDIO



YUH WALL



AJ WALL

by Arne Jacobsen



KEGLEN

by BIG Ideas, Jakob Lange





FLINDT WALL

by Christian Flindt

LP GRAND 320



by Christian Flindt



PH 2/1 WALL

by Poul Henningsen

PH 3/2 WALL



by Poul Henningsen

PH HAT

by Poul Henningsen



VL 38 WALL



by Vilhelm Lauritzen



VL RING



CROWN WALL

by Vilhelm Lauritzen



VL STUDIO WALL

by Vilhelm Lauritzen

NJP WALL

by nendo





YUH WALL

by GamFratesi

OUTDOOR

OUTDOOR



AJ 50 WALL



AJ EKLIPTA



ALBERTSLUND WALL



FLINDT WALL



NYHAVN WALL



PH 3-2½ WALL



PH WALL



SKOT CEILING



SKOT WALL



TOLDBOD WALL



BYSTED GARDEN



FLINDT BOLLARD



FLINDT GARDEN



PH 3-2½ BOLLARD



TOLDBOD 155 BOLLARD



AJ 50 WALL

by Arne Jacobsen

AJEKLIPTA

by Arne Jacobsen



ALBERTSLUND WALL

by Jens Møller-Jensen

FLINDT WALL

by Christian Flindt





NYHAVN WALL

by Alfred Homann



PH 3-2¹/₂ WALL

by Poul Henningsen

PH WALL



by Poul Henningsen

SKOT WALL AND CEILING

TOLDBOD WALL

by Louis Poulsen

BYSTED GARDEN

by Peter Bysted



FLINDT BOLLARD

by Christian Flindt



FLINDT GARDEN

by Christian Flindt

PH 3-2¹/₂ BOLLARD

by Poul Henningsen





TOLDBOD

BOLLARD


by Louis Poulsen

TECHNICAL INFO



ABOVE 175/250/400/550

Pendant	Finish: White, matt or Black, matt, wet painted.
	Material: Shade: Spun aluminium.
	Weight: Max. 4.3kg.
Page: 54	Class: Ingress protection IP20. Electric shock protection II w/o. ground.
Design: Mads Odgård	Light source: Ø 175+Ø 250: 1 x 60W E27, Ø 400 + Ø550: 1x100W E27 Light source also LED 42W, Dim2Warm, 3000K, Class: LED Cl.I
	Info notes: Bottom antiglare shades are available as accessories.



AJ ROYAL 250/370/500

Pendant	Finish: White or black, wet painted.
	Material: Shades: Spun aluminium. Rings: Steel. Diffusor: Frosted acrylic
	Weight: Max 5.9kg.
Page: 56	Class: Ingress protection IP20. Electric shock protection I w. ground.
Design: Arne Jacobsen	Light source: Light source LED 2700K 16W. Lumen: 1100




CIRQUE 150/220/380

Pendant	Finish: Grey top, Copper top, Red top, Yellow top, wet painted.
	Material: Shade: Drawn aluminium.
	Weight: Max. 3kg.
Page: 58	Class: Ingress protection IP20. Electric shock protection II w/o. ground.
Design: Clara von Zweigbergk	Light source: Ø 150: 25W E27, Ø 220: 40W E27, Ø 380: 60W E27.



COLLAGE 450/600

Pendant	Finish: White Matt.
	Material: Suspension: Natural anodised aluminium. Shades: Laser cut matt acrylic.
	Weight: Max. 3kg.
Page: 60	Class: Ingress protection IP20. Electric shock protection II w/o ground.
Design: Louise Campbell	Light source: 70W E27.
	Info notes: Top- and bottom antiglare shades are available as accessories.



DOO-WOP

Pendant	Finish: White or Dark Grey, powder coated or polished untreated Brass, Copper or Stainless Steel.
	Material: Shade: Spun aluminium, brass, copper or stainless steel. Suspension: Spun aluminium. Struts: Stainless steel.
	Weight: Max. 2Kg.
Page: 62	Class: Ingress protection IP20. Electric shock protection II w/o ground.
Design: Louis Poulsen A/S in cooperation with the Navy Buildings Departme	Light source: 60W E27.



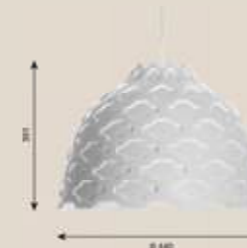
ENIGMA 425/545/825

Pendant	Finish: Brushed aluminium, clear coated or black wet painted. Shades: White or black acrylic.
	Material: Cone and pendant tube: Lacquered or wet painted brushed aluminium. Wire: Stainless steel. Shades: Acrylic.
	Weight: Max. 7.7kg.
Page: 64	Class: Ingress protection IP20. Electric shock protection II w/o ground.
Design: Shoichi Uchiyama	Light source: 20W GU10. 40W GU10. / Enigma 825: Integrated LED unit, LED 3000K 57W.



KEGLEN 175/250/400/650

Pendant	Finish: Black or white, matt, wet painted.
	Material: Shade: Spun aluminium. Diffusor: Injection moulded PC.
	Weight: Max. 6.6kg
Page: 66	Class: Ingress protection IP20. Electric shock protection II.
Design: Jakob Lange - BIG Ideas	Light source: Light source LED 2700K 21W. Lumen: 1195



LC SHUTTERS

Pendant	Finish: White, powder coated.
	Material: Shade: Spun aluminium. Punched and embossed. Suspension: Powder coated die casted aluminium. Diffuser ball: Mouth-blown white opal glass.
	Weight: Max. 3.2kg.
Page: 68	Class: Ingress protection IP20. Electric shock protection II.
Design: Louise Campbell	Light source: 70W E27.



MOSER 185/205

Pendant	Finish: Matt white opal glass.
	Material: Suspension: Polished aluminium. Shade: Mouth-blown matt white opal glass.
	Weight: Max. 2.5kg.
Page: 70	Class: Ingress protection IP20. Electric shock protection II w/o ground.
Design: Anu Moser	Light source: 40W E27.
	Info notes: Ø 185 and Ø 205 use the same suspension.



OE QUASI LIGHT

Pendant	Finish: Clear lacquered, pickled aluminium.
	Material: Frame: Aluminium. Reflector: Injection molded polycarbonate
	Weight: Max. 21.2 kg.
Page: 72	Class: Ingress protection IP20. Electric shock protection I w. ground.
Design: Olafur Eliasson	Light source: LED 2700K 118W Lumen: 2950



PATERA 300/450/600/900

Pendant	Finish: White, matt coated or silver coloured.
	Material: Shade: Cut matt PVC or cut PET prism foil. Suspension: E27: Matt-chromed brass and die cast acrylic. LED: Matt white.
	Weight: E27: Max. 7.1kg. LED: Max. 12.1kg
Page: 74	Class: Ingress protection IP20. Electric shock protection: Ø 450+Ø 600+Ø 900 LED and Ø 900 E27: I w. ground. Ø450 + Ø 600 E27: II w/o ground.
Design: Øivind Slaatto	Light source: Ø 450: 60W E27, Integrated LED unit 2700K 42W or 3000K 42W. Ø 600: 1x100W E27, Integrated LED unit 2700K 65W or 3000K 65W. Ø 900: 1x100W E27, Integrated LED unit 3000K 96W or 2700K.



PATERA OVAL

Pendant	Finish: White, matt.
	Material: Shade: Cut matt PVC foil. Frame: White, opal, matt coated, Injection moulded polycarbonate. Suspension E-socket: White, opal, matt coated, Injection moulded polycarbonate. Suspension LED: Matt white, Die cast aluminum. Diffuser plate: Injection moulded polycarbonate.
	Weight: Max. 3.4kg.
Page: 76	Class: Ingress protection IP20. Electric shock protection I w. Ground (LED). Electric shock protection II. w/o ground (E-socket).
Design: Øivind Slaatto	Light source: E27/E26 Max. 60W or built-in LED (2700K or 3000K, 42W).



PH 2/1 PENDANT

Pendant	Finish: Brass metallised, black metallised or high lustre chrome plated. White opal glass.
Page: 78	Material: Shades: Mouth-blown white opal glass. Suspension: Brass metallised, black metallised or high lustre chrome plated, spun aluminium.
Design: Poul Henningsen	Weight: Max. 1.5kg.
	Class: Ingress protection IP20. Electric shock protection II w/o ground.
	Light source: 20W E14.



PH 2/1 STEM FITTING

Pendant	Finish: High lustre chrome plated. White opal glass.
Page: 80	Material: Shades: Mouth-blown white opal glass. Body: High lustre chrome plated, brass. Socket cover: High lustre chrome plated, spun aluminium.
Design: Poul Henningsen	Weight: Max. 3.5kg.
	Class: Ingress protection IP20. Electric shock protection II w/o ground.
	Light source: 3x20W E14.



PH 3/2 ACADEMY

Pendant	Finish: High lustre chrome plated. White opal glass.
Page: 82	Material: Shades: Mouth-blown white opal glass. Frame: High lustre chrome plated, extruded brass. Suspension: High lustre chrome plated, extruded brass.
Design: Poul Henningsen	Weight: Max. 6kg.
	Class: Ingress protection IP20. Electric shock protection II w/o ground.
	Light source: 3x40W E14.



PH 3/2 GLASS PENDANT

Pendant	Finish: Brass metallised, black metallised or high lustre chrome plated. White opal glass.
Page: 84	Material: Shades: Mouth-blown white opal glass. Suspension: Brass metallised, black metallised or high lustre chrome plated, brass.
Design: Poul Henningsen	Weight: Max. 1.5kg.
	Class: Ingress protection IP20. Electric shock protection I w. ground.
	Light source: 75W E27.



PH 3 1/2-3 GLASS PENDANT

Pendant	Finish: Brass metallised, black metallised or high lustre chrome plated. White opal glass.
Page: 86	Material: Shades: Mouth-blown white opal glass. Suspension: Brass metallised, black metallised or high lustre chrome plated, brass.
Design: Poul Henningsen	Weight: Max. 2.2kg.
	Class: Ingress protection IP20. Electric shock protection II w/o ground.
	Light source: 70W E27.



PH 3/3

Pendant	Finish: Shades: White opal glass or soft touch black painted with white inner side. Suspension: Matt black, powder coated. Canopy: Matt black, powder coated.
Page: 36	Material: Shades: Mouth-blown white opal glass or spun aluminium. Bottom diffuser: Frosted glass. Suspension: Die casted zinc. LED version: Additional opal PC diffuser in front of LED. Canopy: Die casted zinc.
Design: Poul Henningsen	Weight: Max. 1.2 kg.
	Class: Ingress protection IP20. Electric shock protection II w/o ground.
	Light source: E27 70W. E26 150W (JP) LED 2700K, LED 3000K, LED 3000-1800K D2W. 41W



PH 3 1/2-3 PENDANT

Pendant	Finish: Red, green, yellow and white, powder coated.
Page: 88	Material: Shade: Deepdrawn aluminium. Suspension: Silk mat brown, copper.
Design: Poul Henningsen	Weight: Max. 1.3kg.
	Class: Ingress protection IP20. Electric shock protection II w/o ground.
	Light source: 70W E27.



PH 4/3 PENDANT

Pendant	Finish: White, powder coated.
Page: 90	Material: Shades: Spun aluminium. Anti-glare disc: White, spun aluminium.
Design: Poul Henningsen	Weight: Max. 1kg.
	Class: Ingress protection IP20. Electric shock protection I w. ground.
	Light source: 60W E27.



PH 4 1/2-4 GLASS PENDANT

Pendant	Finish: High lustre chrome plated. White opal glass.
Page: 92	Material: Shades: Mouth-blown matt white opal glass. Anti-glare disc: Purple, spun aluminium. Suspension: High lustre chrome plated, extruded aluminium.
Design: Poul Henningsen	Weight: Max. 3.5kg.
	Class: Ingress protection IP20. Electric shock protection I w. ground.
	Light source: 70W E27.



PH 5

Pendant	Finish: Classic (white) or Modern White: Matt powder coated. Monochrome Black, Monochrome Blue, Monochrome White, Monochrome Pale Rose, Monochrome Oyster. Matt wet painted. Two combinations of pastel colours - Oyster, Blue, Rose and Yellow & Blue, Rose, Peach and Yellow, matt wet painted. Hues of Blue, Hues of Green, Hues of Grey, Hues of Orange, Hues of Red, Hues of Rose: Matt wet painted. Metal versions: Polished brass or copper and white, matt powder coated. Please note that the copper and brass surface is untreated. This means that the surface will change over time and develop a patina.
Page: 94	Material: Shades and anti-glare disc: Spun aluminium, spun copper or spun brass. Struts: rolled aluminium.
Design: Poul Henningsen	Weight: Max. 2.5kg.
	Class: Ingress protection IP20. Electric shock protection II w/o ground.
	Light source: 75W E27.



PH 5 MINI

Pendant	Finish: Classic (white) or Modern White: Matt powder coated. Monochrome Black, Monochrome Blue, Monochrome White, Hues of Blue, Hues of Green, Hues of Grey, Hues of Orange, Hues of Red, Hues of Rose: Matt wet painted. Metal versions: Polished brass or copper and white, matt powder coated. Please note that the copper and brass surface is untreated. This means that the surface will change over time and develop a patina.
Page: 96	Material: Shades and anti-glare disc: Spun aluminium, spun copper or spun brass. Struts: rolled aluminium.
Design: Poul Henningsen	Weight: Max. 0.9kg.
	Class: Ingress protection IP20. Electric shock protection II w/o ground.
	Light source: 20W E14.



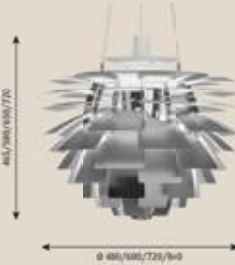
PH 5/5

Pendant	Finish: Shades: White opal glass or soft touch black painted with white inner side. Suspension: Matt black, powder coated. Canopy: Matt black, powder coated.
Page: 38	Material: Shades: Mouth-blown white opal glass or spun aluminium. Bottom diffuser: Frosted glass. Suspension: Die casted zinc. LED version: Additional opal PC diffuser in front of LED. Canopy: Die casted zinc.
Design: Poul Henningsen	Weight: Max. 1.5 kg.
	Class: Ingress protection IP20. Electric shock protection II w/o ground.
	Light source: E27 70W. E26 150W (JP) LED 2700K, LED 3000K, LED 3000-1800K D2W. 41W



PH 5-4½ & PH 6½-6

Pendant	Finish: White.
	Material: Shades: Spun aluminium. Anti-glare disc: Blue, spun aluminium. Struts: Rolled aluminium coloured.
Page: 98	Weight: Max. 6kg.
Design: Ebbe Christensen & Sophus Frandsen, Poul Henningsen	Class: Ingress protection IP20. Electric shock protection I w. ground.
	Light source: 5-4½: 70W E27, 6½ 6: LED 2700K 96W, LED 3000K 96W.



PH ARTICHOKE

Pendant	Finish: Copper, satin polished and coated with rose, wet painted inner side. Brass, copper or stainless steel, brushed and coated. White, wet painted. Polished stainless steel. Black, powder coated with white, wet painted inner side.
Page: 100	Material: Leaves: Laser cut brass, copper, stainless steel or steel. Top shade: White or black, spun steel, white on the bottom. Frame: High lustre chrome plated, laser cut steel. Suspension: High lustre chrome plated, spun aluminium.
Design: Poul Henningsen	Weight: Max. 27.5kg.
	Light source: Ø480: 1x100W E27 Light source also LED 42W Dim2Warm, 3000K, Class: LED CL.I, Ø 600+Ø 720+Ø 840: 1x100W E27: LED 2700K 96W or LED 3000K 96W.



PH ARTICHOKE GLASS

Pendant	Finish: Clear glass, sandblasted.
	Material: Leaves: Clear glass, sandblasted. Top shade: High lustre chrome plated or white, spun brass. Frame: High lustre chrome plated, laser cut brass. Suspension: High lustre chrome plated, spun aluminium.
Page: 102	Weight: Max. 27.5kg.
Design: Poul Henningsen	Class: Ingress protection IP20. Electric shock protection I w. ground.
	Light source: Ø480: 1x100W E27, Ø 600: 1 x 100W E27: LED 2700K 59W: LED 3000K 59W, Ø 720: 1 x 100W E27: LED 2700K 96W: LED 3000K 96W, Ø 840: 1 x 100W E27: LED 2700K 96W: LED 3000K 96W.



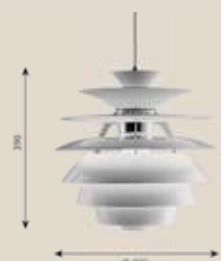
PH LOUVRE

Pendant	Finish: White, wet painted.
	Material: Shades: Spun aluminium. Frame: High lustre chrome plated, extruded brass. Housing: High lustre chrome plated, spun aluminium.
Page: 104	Weight: Max. 7kg.
Design: Poul Henningsen	Class: Ingress protection IP20. Electric shock protection I w. ground.
	Light source: Integrated LED unit: LED 2700K 96W, LED 3000K 96W.



PH SEPTIMA

Pendant	Finish: Clear glass with sandblasted fields. Satin polished brass, untreated.
	Material: Shades: Clear glass with sandblasted fields. Legs: Steel, brass metallised. Socket housing and canopy: Satin polished brass, untreated. Please note that the brass surface is untreated. The untreated brass will change over time and develop a patina.
Page: 106	Weight: Max. 7kg.
Design: Poul Henningsen	Class: Ingress protection IP20. Electric shock protection I w. ground.
	Light source: 1x70W E27



PH SNOWBALL

Pendant	Finish: White, wet painted.
	Material: Shades: Spun aluminium. Frame: High lustre chrome plated, die cast aluminium. Housing: High lustre chrome plated, spun aluminium.
Page: 108	Weight: Max. 3kg.
Design: Poul Henningsen	Class: Ingress protection IP20. Electric shock protection I w. ground.
	Light source: 70W E27 Light source also LED 42W Dim2Warm, 3000K, Class: LED CL.I,



TOLDBOD 120/170/250/400/550 PENDANT

Pendant	Finish: Black, White, Dark Rose, Light Grey or Blue-Grey. Mat coated.
	Material: Shade: Spun aluminium. Reflector: Spun anodised aluminium.
Page: 110	Weight: Max. 0.5kg.
Design: Louis Poulsen A/S	Class: Ingress protection IP20. Electric shock protection II w/o ground.
	Light source: 33W QT-ax 14 G9.



TOLDBOD 155/220 GLASS PENDANT

Pendant	Finish: White opal glass.
	Material: Suspension: Brushed stainless steel. Shade: Mouth-blown white opal glass.
Page: 112	Weight: Max. 1kg.
Design: Louis Poulsen A/S	Class: Ingress protection IP20. Electric shock protection II w/o ground.
	Light source: Ø155: 1x33W QT-ax 14 G9, Ø220: 1x48W QT-ax 14 G9.



VL 45 175/250/370 PENDANT

Pendant	Finish: Glossy white opal glass, untreated brushed brass
	Material: Shade: Mouth-blown glossy white opal glass. Pendant tube: Brushed brass.
Page: 114	Weight: Max. 4kg.
Design: Vilhelm Lauritzen	Class: Ingress protection IP20. Electric shock protection I w. ground.
	Light source: 100W E27 Light source also LED 42W Dim2Warm, 3000K, CL. I.



VL 56 PENDANT

Pendant	Finish: Chrome plated or high polished untreated brass. White paint on the inner side.
	Material: Chromed aluminium or brass. Shade: Spinning, Tube: Extruded, Lid: Deep draw.
Page: 34	Weight: Gold: Max 1.1 kg, Silver: Max: 0.6 kg,
Design: Vilhelm Lauritzen	Class: Ingress protection IP20. Electric shock protection II w/o ground.
	Light source: E27/E26 Max 40 W



VL RING CROWN 1-3-5-7

Pendant	Finish: Glossy, mouthblown white opal glass. Satin polished brass, untreated.
	Material: Shades: Mouth-blown, 3-layered, opal glass. Ring Crown wires: Stainless steel. Frame and canopy in untreated brass, will patinate. Pendant suspension: Untreated brass, will patinate. Wall lamp arm and wall-box: Untreated brass, will patinate.
Page: 116	Weight: 1: Max 1.2 kg, 3: max. 5.2 kg, 5: max 7.5 kg, 7: max. 9.9 kg
Design: Vilhelm Lauritzen	Class: Ingress protection IP20. Electric shock protection I w. Ground.
	Light source: 3X40W E27



WOHLERT

Pendant	Finish: Matt white opal glass.
	Material: Shade: Mouth-blown matt white opal glass. Pendant tube: Brushed steel.
Page: 118	Weight: Max. 4.5kg.
Design: Vilhelm Wohlert	Class: Ingress protection IP20. Electric shock protection I w. ground.
	Light source: 70W E27 Light source also LED 42W Dim2Warm, 3000K, Class I.



LP GRAND 320

Suspended

Page: 120
Design: Christian Flindt

Finish: Reflector: Matt white satin finish. Outer shade (outside): Matt (Black and Champagne) or gloss (white), wet painted surface. Diffuser: Glossy.

Material: Top reflector: ABS. Bottom reflector: ABS. Outer shade: ABS. Diffuser: PMMA. Housing: Die-casted Aluminium.

Weight: Max. 6.3kg.

Class: Ingress protection IP20. Electric shock protection I w. ground.

Light source: LED 2700K, 3000K, 4000K 12W



DEPENDANT

Pendant

Page: 122 / 124
Design: Kilo Design

Finish: Brass metallised, Black or White, powder coated.

Material: Canopy and fitting/tubes: Aluminium. Grommets/inserts: Plastic, black for black version and white for brass metallised and white. Wire: White and Brass: Steel, Black: black wire. Pinot/set screw in fittings: Brass and White: white, Black: black

Class: Canopy: Ingress protection IP20. Electric shock protection I

Info Notes: Dependant 3 (Linear): Full length=748mm. Dependant 4 (Circular): Full length=742mm. Dependant 5 (Linear): Full length=1249mm. Dependant 6 (Circular): Full length=1248mm. Tubes height for all: Ø12mm. Fitting height for all=33,6mm.



AJ FLOOR

Floor lamp

Page: 130
Design: Arne Jacobsen

Finish: Stainless Steel, polished. White, Black, Pale Petroleum, Warm Sand, Soft Lemon, Dusty Blue, Warm Grey, Electric Orange, wet painted.

Material: Shade: Spun steel or stainless steel. Base: Die cast zinc or stainless steel. Stem: Steel or stainless steel.

Weight: Max. 3.5kg.

Class: Ingress protection IP20. Electric shock protection II w/o ground.

Light source: 20W E27.



KEGLEN

Floor lamp

Page: 132
Design: Jakob Lange - BIG Ideas

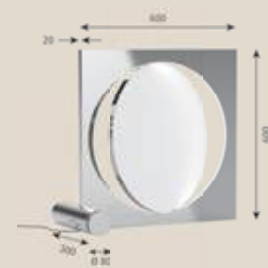
Finish: Black or white, matt, wet painted.

Material: Shade: Spun aluminium. Diffusor: Injection moulded PC. Base: Die Casted Aluminium. Stem: Machined Aluminium.

Weight: Max. 7.1kg.

Class: Ingress protection IP20. Class III.

Light source: LED Dim2Warm 18W (2000K-2700K, CRI>90 @ 2700K) LED 3000K 18W



MOONSETTER

Floor lamp

Page: 134
Design: Anne Boysen

Finish: High lustre chrome-plated. Disc: High lustre chrome-plated on one side and white, wet painted on the opposite side.

Material: Frame: High lustre chrome-plated solid cast aluminium. Cylinder and switch: High lustre chrome-plated extruded aluminium. Disc: Solid cast aluminium. High lustre chrome-plated on one side and white on the opposite side. Opal silicone diffuser.

Weight: Max. 20.5 kg.

Class: Ingress protection IP20. Electric shock protection II without ground.

Light source: LED 3500K



NJP FLOOR

Floor lamp

Page: 136
Design: nendo

Finish: White, black, light alu grey or dark alu grey, powder coated.

Material: Base: Steel. Arms and lamp head: Aluminium. Joints: Anodized Aluminium. Stem: Aluminium.

Weight: Max. 11kg.

Class: Ingress protection IP20. Electric shock protection II w/o ground.

Light source: Integrated LED unit: 2700K 10W, LED 3000K 10W.



PANTHELLA FLOOR

Floor lamp

Page: 138
Design: Verner Panton

Finish: White opal acrylic.

Material: Shade: Injection moulded white opal acrylic. Base: White, injection moulded ABS. Housing: White, injection moulded ABS. Stem: White, steel.

Weight: Max. 5kg.

Class: Ingress protection IP20. Electric shock protection II w/o ground.

Light source: 70W E27.



PH 3¹/₂-2¹/₂ FLOOR

Floor lamp

Page: 140
Design: Poul Henningsen

Finish: Brass metallised, black metallised or high lustre chrome plated. White opal glass.

Material: Shades: Mouth-blown white opal glass. Top plate and base: Brass metallised, black metallised or high lustre chrome plated, spun brass. Stem: Brass metallised, black metallised or high lustre chrome plated, steel.

Weight: Max. 7.5kg.

Class: Ingress protection IP20. Electric shock protection II w/o ground.

Light source: 70W E27.



PH 4¹/₂-3¹/₂ GLASS FLOOR

Floor lamp

Page: 142
Design: Poul Henningsen

Finish: High lustre chrome plated. White opal glass.

Material: Shades: Mouth-blown white opal glass. Anti glare ring: Purple, spun aluminium. Top plate: High lustre chrome plated, spun brass. Base: High lustre chrome plated, spun brass. Stem: High lustre chrome plated, steel.

Weight: Max. 15kg.

Class: Ingress protection IP20. Electric shock protection II w/o ground.

Light source: 100W E27.



PH 80

Floor lamp

Page: 144
Design: Poul Henningsen

Finish: White opal acrylic shades. High lustre chrome plated stand with black, textured base. Black stand with black, smooth base. White stand with white, smooth base.

Material: Shades: white opal acrylic and polycarbonate. Stem in black, powder coated steel. Base: Black smooth ABS. Cord length: 2.6 m. Switch: On the cord. Cord type: Black plastic with plug.

Weight: Max. 7.6 kg

Class: Ingress protection IP20. Electric shock protection II w/o ground.

Light source: E27 70W.



VL 38 FLOOR

Floor lamp

Page: 146
Design: Vilhelm Lauritzen


Finish: Untreated brushed brass. Black or White, powder coated.

Material: Base: Die cast aluminium. Shade: Spun aluminium. Stem: Brushed brass.

Weight: Max. 6.7kg.

Class: Ingress protection IP20. Electric shock protection II w/o ground.

Light source: Integrated LED unit: LED 2700K 10W.



YUH FLOOR

Floor lamp

Page: 150
Design: GamFratesi

Finish: White or black. Matt wet painted. Brass/Marble versions: White or black shade. Matt wet painted. Clear lacquered, brushed brass stem. Matt marble base.

Material: Shade: Die cast aluminium. Base: Die cast aluminium (wet painted) or brushed marble. Marble: Italian Nero Margiua or White Carrara. Stem: Extruded brass (wet painted or clear lacquered).

Weight: Max. 5.7kg.

Class: Ingress protection IP20. Electric shock protection II w/o ground.

Light source: Integrated LED unit: LED 2700K 10W.



AJ TABLE

Table lamp

Page: 156
Design: Arne Jacobsen

Finish: Stainless Steel, polished. White, Black, Pale Petroleum, Warm Sand, Soft Lemon, Dusty Blue, Warm Grey, Electric Orange, wet painted.
Material: Shade: Spun steel or stainless steel. Base: Die cast zinc or stainless steel. Stem: Steel or stainless steel.
Weight: Max. 2.5kg.
Class: Ingress protection IP20. Electric shock protection II w/o ground.
Light source: 20W E27.



AJ MINI

Table lamp

Page: 158
Design: Arne Jacobsen

Finish: Stainless Steel, polished. White, Black, Pale Petroleum, Warm Sand, Soft Lemon, Dusty Blue, Warm Grey, Electric Orange, wet painted.
Material: Shade: Spun steel or stainless steel. Base: Die cast zinc or stainless steel. Stem: Steel or stainless steel.
Weight: Max. 1.3kg.
Class: Ingress protection IP20. Electric shock protection II w/o ground.
Light source: 20W E14.



AJ OXFORD

Wall lamp

Page: 20
Design: Arne Jacobsen

Finish: Finish: Black wet painted stem with shade in three layered mouth-blown opal glass. Top shade: Black wet painted with white inner side.
Material: Shade, Mouth-blown three layered white opal glass. Stem and top shade: Steel. Mounting device for pin mounting: Aluminium. Union nut and finger screw in untreated brass with fine clockwise hairlines. Please note the untreated brass will patinate.
Weight: Max. 1,2 kg
Class: Ingress protection IP20. Electric shock protection II.
Light source: 1x20W E14



KEGLER

Table lamp

Page: 160
Design: Jakob Lange - BIG Ideas

Finish: Black or white, matt, wet painted.
Material: Shade: Spun aluminium. Diffuser: Injection moulded PC. Base: Die Casted Aluminium. Stem: Machined Aluminium.
Weight: Max. 1.3kg.
Class: Ingress protection IP20. Class III.
Light source: LED Dim2Warm 6,5W (2000K-2700K, CRI>90 @ 2700K) LED 3000K 6,5W



NJP MINI

Table lamp

Page: 162
Design: nendo

Finish: White, Black, Light alu grey, Brown Rose, Soft pink, Petrol blue or Taupe, powder coated.
Material: Base: Steel. Arm and lamp head: Aluminum.
Weight: Max. 2.9 kg.
Class: Ingress protection IP20. Electric shock protection II w/o ground.
Light source: LED 2700K 10W. Approx. 500 Lm.



NJP TABLE

Table lamp

Page: 164
Design: nendo

Finish: White, black, light alu grey or dark alu grey, powder coated.
Material: Base: Steel. Arms and lamp head: Aluminium. Joints: Anodised aluminium.
Weight: Max. 4.8kg.
Class: Ingress protection IP20. Electric shock protection II w/o ground.
Light source: Integrated LED unit: LED 2700K 10W, LED 3000K 10W.



PANTHELLA TABLE

Table lamp

Page: 166
Design: Verner Panton

Finish: White opal acrylic.
Material: Shade: Injection moulded white opal acrylic. Base: White, injection moulded ABS. Housing: White, injection moulded ABS.
Weight: Max. 3.5kg.
Class: Ingress protection IP20. Electric shock protection II w/o ground.
Light source: 60W E27.



PANTHELLA TABLE 320

Table lamp

Page: 168
Design: Verner Panton

Finish: White opal acrylic shade with white stand. Grey opal acrylic shade with high lustre chrome stand. High lustre chrome shade and stand. Brass metallised shade and stand.
Material: Shade: Injection moulded acrylic or deep drawn steel. Base and Housing: Cast aluminium.
Weight: Max. 1.5kg.
Class: Ingress protection IP20. Electric shock protection II w/o ground.
Light source: 1x7.5W E14



PANTHELLA MINI TABLE

Table lamp

Page: 170
Design: Verner Panton

Finish: White opal acrylic shade with white stand. Grey opal acrylic shade with high lustre chrome stand. High lustre chrome shade and stand. Brass metallised shade and stand. White, Black, Orange, Pale Rose, Pale Blue or Coral, powder coated, shade and stand.
Material: Shade: Injection moulded acrylic or deep drawn steel. Base and Housing: Cast aluminium. Diffuser: Injection moulded opal pmma.
Weight: Max. 1.2kg.
Class: Ingress protection IP23. Electric shock protection III.
Light source: LED 2700K 2.5W Lumen: 230



PANTHELLA MINI PORTABLE / NEW SIZE

Table lamp

Page: 22
Design: Verner Panton

Finish: White opal acrylic shade with white stand.
Material: Shade: Injection molded acrylic. Base and Housing: die cast aluminum. Diffuser: Injection molded opal PMMA.
Weight: Max. 2,2 kg
Class: Ingress protection IP44. Electric shock protection III (awaiting test)
Light source: LED 2700K 6,2W



PANTHELLA PORTABLE

Table lamp

Page: 172
Design: Verner Panton

Finish: White opal acrylic shade with white stand. Grey opal acrylic shade with high lustre chrome stand.
Material: Shade: Injection moulded opal grey acrylic or white acrylic. Base: Die cast aluminium
Weight: Max. 0.35kg.
Class: Ingress protection IP44. Electric shock protection III.
Light source: Fitted LED 27K.



PANTHELLA PORTABLE METAL

Table lamp

Page: 172
Design: Verner Panton

Finish: Finish: Black, White, Orange, Pale Rose, Pale Blue, Coral, Deep drawn steel
Material: Shade: Injection moulded opal grey acrylic or white acrylic. Base: Die cast aluminium
Weight: Max. 0.35kg.
Class: Ingress protection IP44. Electric shock protection III.
Light source: Fitted LED 27K.



PH 2/1 TABLE

Table lamp

Page: 174
Design: Poul Henningsen

Finish: Brass metallised, black metallised or high lustre chrome plated. White opal glass.
Material: Shades: Mouth-blown white opal glass. Top plate: Brass metallised, black metallised or high lustre chrome plated, machined brass. Base and stem: Brass metallised, black metallised or high lustre chrome plated, brass.
Weight: Max. 1,5kg.
Class: Ingress protection IP20. Electric shock protection II w/o ground.
Light source: 33W QT-ax 14 G9.



PH 4 1/2-3 1/2 GLASS TABLE

Table lamp

Page: 184
Design: Poul Henningsen

Finish: High lustre chrome plated. White opal glass.
Material: Shades: Mouth-blown white opal glass. Anti glare ring: Purple, spun aluminium. Top plate: High lustre chrome plated, spun brass. Base: High lustre chrome plated, spun brass. Stem: High lustre chrome plated, steel.
Weight: Max. 9kg.
Class: Ingress protection IP20. Electric shock protection II w/o ground.
Light source: 100W E27.



PH 2/2 LUNA

Table lamp

Page: 32
Design: Poul Henningsen

Finish: Untreated brushed brass with fine hairlines. White opal glass.
Material: Mouth-blown opal 3-layered glass. Glossy on the outside, sandblasted on the inside. Socket housing, shade holder, stem, base and switch: Brass, untreated with fine hairlines. Bottom diffuser: Glass, acid etched on outer surface. Please note the untreated brass will patinate.
Weight: Max. 2,2 kg
Class: Ingress protection IP20. Electric shock protection II w/o ground
Light source: E27 / E26. Max 15W LED only



PH 3/2 TABLE

Table lamp

Page: 176
Design: Poul Henningsen

Finish: Brass metallised, black metallised or high lustre chrome plated. White opal glass.
Material: Shades: Mouth-blown white opal glass. Top plate: Brass metallised, black metallised or high lustre chrome plated, spun brass. Base and stem: Brass metallised, black metallised or high lustre chrome plated, brass.
Weight: Max. 2.5 kg.
Class: Ingress protection IP20. Electric shock protection II w/o ground.
Light source: 40W E14.



YUH TABLE

Table lamp

Page: 186
Design: GamFratesi

Finish: White or black. Matt wet painted. Brass/Marble versions: White or black shade. Matt wet painted. Clear lacquered, brushed brass stem. Matt marble base.
Material: Shade: Die cast aluminium. Base: Die cast aluminium (wet painted) or brushed marble. Marble: Italian Nero Margiua or White Carrara. Stem: Extruded brass (wet painted or clear lacquered).
Weight: Max. 3.6kg.
Class: Ingress protection IP20. Electric shock protection II w/o ground.
Light source: Integrated LED unit: LED 2700K 10W.



VL STUDIO 150/250/320

Table/floor lamp

Page: 148 / 188
Design: Vilhelm Lauritzen

Finish: Matt black, wet painted or brushed brass with fine hairlines. White opal glass, glossy. EU/UK/JP: Unlacquered brass which will develop a patina. AU/KR/CN/JP/US: Clear lacquered brass.
Material: Glass: Mouth-blown, 3-layered opal glass, glossy. Housing: Deep drawn aluminium or brass. EU/UK/JP: Please note the untreated brass will patinate.
Weight: Max. 2.1kg. Preliminary. Max. 5.5kg. Preliminary. Max. 9.5kg. Preliminary.
Class: Ingress protection IP20. Electric shock protection II.
Light source: Ø150 G9 (Max. 5W), Ø250 and Ø320 E26/27 (Max 15W).



PH 3 1/2-2 1/2 GLASS TABLE

Table lamp

Page: 178
Design: Poul Henningsen

Finish: Brass metallised, black metallised or high lustre chrome plated. White opal glass.
Material: Shades: Mouth-blown white opal glass. Top plate: Brass metallised, black metallised or high lustre chrome plated, spun brass. Base and stem: Brass metallised, black metallised or high lustre chrome plated, brass.
Weight: Max. 3kg.
Class: Ingress protection IP20. Electric shock protection II w/o ground.
Light source: 60W E14.



VL 38 TABLE

Table lamp

Page: 190
Design: Vilhelm Lauritzen

Finish: Untreated brushed brass. Black or White, powder coated.
Material: Base: Die cast aluminium. Shade: Spun aluminium. Stem: Brushed brass.
Weight: Max. 3kg.
Class: Ingress protection IP20. Electric shock protection II w/o ground.
Light source: Integrated LED unit: LED 2700K 10W.

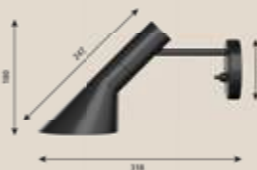


PH 3 1/2-2 1/2 TABLE

Table lamp

Page: 180
Design: Poul Henningsen

Finish: Red, green, yellow and white, powder coated.
Material: Top shade: Spun aluminium. Other shades: Mouth-blown white opal glass. Shade holder: Silk matt brown brass. Stand: Silk matt brown brass.
Weight: Max. 3.5kg.
Class: Ingress protection IP20. Electric shock protection II w/o ground.
Light source: 60W E14.



AJ WALL

Wall lamp

Page: 196
Design: Arne Jacobsen

Finish: Stainless Steel, polished. White, Black, Pale Petroleum, Warm Sand, Soft Lemon, Dusty Blue, Warm Grey, Electric Orange, wet painted.
Material: Shade: Spun steel or stainless steel. Base: Die cast zinc or stainless steel. Stem: Steel or stainless steel.
Weight: Max. 1kg.
Class: Ingress protection IP20. Electric shock protection II w/o ground.
Light source: 20W E14.




PH 4/3 TABLE

Table lamp

Page: 182
Design: Poul Henningsen

Finish: White, powder coated. High lustre chrome plated.
Material: Shades: Spun aluminium. Base: High lustre chrome plated, spun brass. Stem: High lustre chrome plated, steel. Triangular piece: Black sandblasted, injection moulded bakelite.
Weight: Max. 2kg.
Class: Ingress protection IP20. Electric shock protection II w/o ground.
Light source: 100W E27.



KEGLER

Wall lamp

Page: 198
Design: Jakob Lange - BIG Ideas

Finish: Black or white, matt, wet painted.
Material: Shade: Spun aluminium. Diffusor: Injection moulded PC. Wall box: Die Casted Aluminium.
Weight: Max. 1kg.
Class: Ingress protection IP20. Class II.
Light source: LED Dim2Warm 6,5W (2000K-2700K, CRI>90 @ 2700K) LED 3000K 6,5W



LP GRAND 320

Suspended

Page: 202
Design: Christian Flindt

Finish: Reflector: Matt white satin finish. Outer shade (outside): Matt (Black and Champagne) or gloss (white), wet painted surface. Diffuser: Glossy.

Material: Top reflector: ABS. Bottom reflector: ABS. Outer shade: ABS. Diffuser: PMMA. Housing: Die-casted Aluminium.

Weight: Max. 6.3kg.

Class: Ingress protection IP20. Electric shock protection I w. ground.

Light source: LED 2700K, 3000K, 4000K 12W



PH 2/1 WALL

Wall lamp

Page: 204
Design: Poul Henningsen

Finish: White opal glass. High lustre chrome plated.

Material: Shades: Mouth-blown white opal glass. Wall box: High lustre chrome plated, spun brass. Suspension: High lustre chrome plated, spun aluminium. Arm: High lustre chrome plated, brass.

Weight: Max. 1.5kg.

Class: Ingress protection IP20. Electric shock protection II w/o ground.

Light source: 20W E14.



PH 3/2 WALL

Wall lamp

Page: 206
Design: Poul Henningsen


Finish: White opal glass. High lustre chrome plated.

Material: Shades: Mouth-blown white opal glass. Top plate: High lustre chrome plated, spun brass. Wall box: High lustre chrome plated, spun brass. Arm: High lustre chrome plated, brass.

Weight: Max. 2.5kg.

Class: Ingress protection IP20. Electric shock protection II w/o ground.

Light source: 40W E14.



PH HAT

Wall lamp

Page: 208
Design: Poul Henningsen

Finish: White, wet painted.

Material: Shade: Spun steel. Wall box: Spun steel.

Weight: Max. 2kg.

Class: Ingress protection IP20. Electric shock protection II w/o ground.

Light source: 20W E14.



VL 38 WALL

Wall lamp

Page: 210
Design: Vilhelm Lauritzen

Finish: Untreated brushed brass. Black or White, powder coated.

Material: Wall box: Punched aluminium. Shade: Spun aluminium. Arm: Brushed brass.

Weight: Max: 1.3kg.

Class: Ingress protection IP20. Electric shock protection II w/o ground.

Light source: Integrated LED unit: LED 2700K 10W.



VL RING CROWN WALL 1-2

Wall lamp

Page: 212
Design: Vilhelm Lauritzen

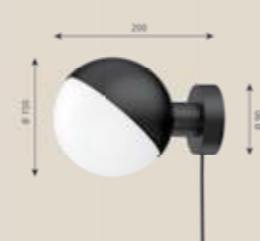
Finish: Glossy, mouthblown white opal glass. Satin polished brass, untreated.

Material: Shades: Mouth-blown, 3-layered, opal glass. Ring Crown wires: Stainless steel. Frame and canopy in untreated brass, will patinate. Pendant suspension: Untreated brass, will patinate. Wall lamp arm and wall-box: Untreated brass, will patinate.

Weight: 1: Max. 7.5kg. 2: Max. 9.9kg.

Class: Ingress protection IP20. Electric shock protection I w. Ground.

Light source: 3X40W E27



VL STUDIO

Wall lamp

Page: 214
Design: Vilhelm Lauritzen

Finish: Matt black, wet painted or brushed brass with fine hairlines. White opal glass, glossy. EU/UK/JP: Unlacquered brass which will develop a patina. AU/KR/CN/JP/US: Clear lacquered brass.

Material: Glass: Mouth-blown, 3-layered opal glass, glossy. Housing: Deep drawn aluminium or brass. Wall box: Die cast aluminum or forged brass. Please note the untreated brass will patinate.

Weight: Max. 2.2kg Preliminary.

Class: Ingress protection IP20. Electric shock protection II.

Light source: Ø150 G9 (Max. 5W).



NJP WALL BOX

Wall lamp

Page: 40
Design: nendo

Finish: White, black or light alu grey, powder coated.

Material: Arms and lamp head: Aluminium. Joints: Anodised Aluminium. Wall box: Aluminium. .

Weight: Max. 1.7kg.

Class: Ingress protection IP20. Electric shock protection II w/o ground.

Light source: LED 2700K or 3000K, 11W



NJP WALL

Wall lamp

Page: 216
Design: nendo

Finish: White, black, light alu grey or dark alu grey, powder coated.

Material: Arms and lamp head: Aluminium. Joints: Anodized Aluminium. Wall bracket: Aluminium.

Weight: Min. 1.4kg. Max. 3.2kg.

Class: Ingress protection IP20. Electric shock protection II w/o ground.

Light source: Integrated LED unit: LED 2700K 10W; LED 3000K 10W



YUH WALL

Wall lamp

Page: 218
Design: GamFratesi

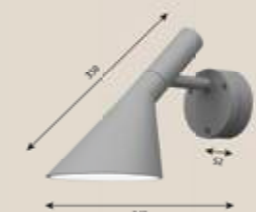
Finish: White or black. Matt wet painted. Brass versions: White or black shade. Matt wet painted. Clear lacquered, brushed brass stem.

Material: Shade: Die cast aluminium. Base: Die cast aluminium (wet painted). Stem: Extruded brass (wet painted or clear lacquered).

Weight: Max. 1.4kg.

Class: Ingress protection IP20. Electric shock protection II w/o ground.

Light source: Integrated LED unit: LED 2700K 10W.



AJ 50 WALL

Wall lamp

Page: 224
Design: Arne Jacobsen


Finish: White, black or aluminium coloured with textured surface, powder coated.

Material: Shade: Die cast aluminium. Wall box: Die cast aluminium. Arm: Die cast aluminium.

Weight: Max. 2kg.

Class: Ingress protection IP65. Electric shock protection I w. ground. IK06.

Light source: Integrated LED unit: LED 3000K 9W.



AJ EKLIPTA

Table lamp

Page: 226
Design: Arne Jacobsen

Finish: White, powder coated. White opal glass.

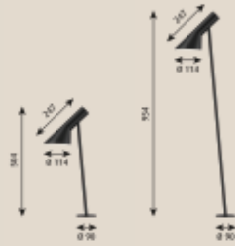
Material: Ingress protection. LED ceiling/wall: IP20. Ø220: IP20. E27 Ø350/45. Ceiling: IP20. E27 Ø350/450 Wall: IP44. Electric shock protection I w. ground.

Weight: Max. 4 kg.

Class: Ingress protection IP44. Electric shock protection III (awaiting test)

Light source: Integrated LED unit: Ø200: LED 2700 7,8W, 40W QT ax-14 G9. Ø350: LED 3000K 8,8W, 60W E27. Ø450 LED 3000K 23W. 70W E27.

AJ GARDEN



Wall lamp

Page: 24
Design: Arne Jacobsen

Finish: Outside: Black, textured surface, powder coated. Inside: White, wet paint.
Material: Head, cast aluminium. Stem and base plate, stainless steel. Spike, cast aluminium with ABS housing. Anchor: Steel. Diffuser: Injection molded opal PC.
Weight: Max. 4,3 kg
Class: Ingress protection: IP 65. Electric shock protection III. IK06
Light source: LED 4000K 6.5W. Lumen: 524

ALBERTSLUND WALL



Wall lamp

Page: 228
Design: Jens Møller-Jensen

Finish: Galvanized, grey or white, powder coated.
Material: Enclosure: Clear glass or partly frosted glass. Saturn ring: Punched aluminium or galvanized, punched steel. Anti glare ring: Spun aluminium or galvanized, extruded steel. Housing: Die cast aluminium. Wall box: Die cast aluminium. Arm: Extruded aluminium.
Weight: Max. 3.5kg.
Class: Ingress protection IP44. Electric shock protection I w. ground. IK06.
Light source: 100W E27, 18W TC-TEL GX24q-2 HF.

FLINDT WALL 200/300/400

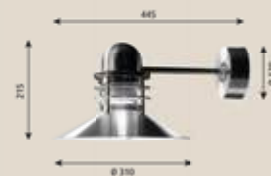


Wall lamp

Page: 26 / 200 / 230
Design: Christian Flindt

Finish: Aluminium coloured, corten coloured, white or black, with textured surface, powder coated.
Material: Front and back housing: Die casted. Light engine: Die casted aluminium and injection molded acrylic.
Weight: Max. 4.5 kg.
Class: Ingress protection IP65. Electric shock protection I w. ground. Ø200: IK08. Ø300/400: IK09.
Light source: Integrated LED unit: Ø200: LED 2700/3000K 10W. Ø300: LED 2700/3000 16W. Ø400: LED 2700/3000 20W.

NYHAVN WALL



Wall lamp

Page: 232
Design: Alfred Homann & Ole V. Kjær

Finish: Copper, brushed or white, wet painted.
Material: Shades: Spun aluminium or spun copper. Enclosure: Clear glass. Top: Spun aluminium or spun copper. Wall box: Die cast aluminium. Wall box cover: Spun aluminium or spun copper. Arm: Copperplated, red brass or steel.
Weight: Max. 4.5kg.
Class: Ingress protection IP44. Electric shock protection I w. ground.
Light source: 100W E27.

PH 3-2½ WALL



Wall lamp

Page: 234
Design: Poul Henningsen

Finish: Black, powder coated.
Material: Top shade: Spun stainless steel. Middle/lower shade: Spun stainless steel. Shadeholder: Form pressed glass. Wall box: Die cast aluminium. Wall box cover: Spun aluminium. Arm: Stainless steel.
Weight: Max. 2.5kg.
Class: Ingress protection IP44. Electric shock protection I w. ground.
Light source: 60W E27.

PH WALL




Wall lamp

Page: 236
Design: Poul Henningsen

Finish: Copper, brushed.
Material: Shades: Spun copper. Wall box: Copperplated, spun brass. Arm: Copperplated, brass.
Weight: Max. 6kg.
Class: Ingress protection IP23. Electric shock protection I w. ground.
Light source: 100W E27.

SKOT WALL/CEILING



Ceiling/Wall

Page: 238
Design: LK as

Finish: Aluminium coloured or graphite with textured surface, powder coated.
Material: Diffuser: Injection moulded clear polycarbonate or injection moulded opal polycarbonate. Base/cross guard: Die cast aluminium.
Weight: Max. 2.5kg.
Class: Ingress protection IP66. Electric shock protection II w/o ground. IK10.
Light source: Integrated LED unit: LED 3000K/4000K 8,5W.
Shield/Diffuser: Half shaded opal, Half shaded clear.

TOLDBOD 155 WALL



Wall lamp

Page: 240
Design: Louis Poulsen A/S

Finish: Aluminium coloured with textured surface or black with textured surface, powder coated.
Material: Fixture head: Chilled casting aluminium. Shield: Laser cut acrylic satine. Wall box: Die cast aluminium. Arm: Chilled casting aluminium.
Weight: Max. 1.5kg.
Class: Ingress protection IP44. Electric shock protection I w. ground. IK05.
Light source: 40W E14.

TOLDBOD 220/290 WALL




Wall lamp

Page: 240
Design: Louis Poulsen A/S

Finish: Aluminium coloured with textured surface or black with textured surface, powder coated.
Material: Fixture head: Die cast aluminium. Shield: Injection moulded clear polycarbonate. Wall box: Die cast aluminium. Arm: Extruded aluminium.
Weight: Max. 5kg.
Class: Ingress protection, Ø 220: IP43, IK09. Ø 290: IP44, LED: IP65, IK08. Electric shock protection I w. ground.
Light source: Ø 220: 100W E27, Ø 290: LED 3000K 27W.

BYSTED GARDEN




Bollards

Page: 26 / 242
Design: Peter Bysted

Finish: Aluminium coloured, corten coloured or black, with textured surface, powder coated.
Material: Top: Cast aluminium. Reflector part: Cast aluminium. Post: Extruded aluminium. Base plate, spike and anchor: Cast aluminium. Diffuser: PC
Weight: Max. 6kg. Preliminary
Class: Ingress protection w/spike: IP 65. Ingress protection w/anchor: IP 65 (Head), IP44 (Anchor). Ingress protection w/base plate: IP 65 (Head), IP44 (Baseplate). Electric shock protection III. IK06
Light source: LED 2700K, 3000K and 4000K (Alu colour only). No dimming. 17W.

FLINDT BOLLARD



Bollards

Page: 26 / 244
Design: Christian Flindt

Finish: Aluminium coloured or corten coloured. Textured surface, powder coated.
Material: Top: Cast aluminium. Reflector part: Cast aluminium. Post: Extruded aluminium. Base plate: Cast aluminium.
Weight: Max 13kg.
Class: Ingress protection IP65. Electric shock protection I w. ground, II w/o ground. IK10.
Light source: Integrated LED unit: LED 3000K 15W, LED 4000K 15W.
Info notes: For in-ground installation, with anchorage unite or with baseplate.

FLINDT GARDEN



Bollards

Page: 26 / 246
Design: Christian Flindt

Finish: Black, Aluminium coloured, corten coloured or black, with textured surface, powder coated.
Material: Top: Cast aluminium. Reflector part: Cast aluminium. Post: Extruded aluminium. Base plate: Cast aluminium.
Weight: Max. 5kg.
Class: Ingress protection w/spike: IP 65. Ingress protection w/anchor: IP 65 (Head), IP44 (Anchor). Ingress protection w/base plate: IP 65 (Head), IP44 (Baseplate). Electric shock protection III. IK-Class: IK 5
Light source: LED 2700K, 3000K and 4000K. No dimming. 10W.
Info notes: For in-ground installation, with anchorage unite or with baseplate.



PH 3-2½ BOLLARD

Bollards

Page: 248

Design: Poul Henningsen

Finish: Black, powder coated.
Material: Top shade: Spun stainless steel.
Middle/lower shade: Spun stainless steel.
Shadeholder: Form pressed glass.
Post: Stainless steel.
Weight: Max. 7kg.
Class: Ingress protection IP44. Electric shock protection I w. ground.
Light source: 60W E27.



TOLDBOD 155 BOLLARD

Bollards

Page: 250

Design: Louis Poulsen A/S

Finish: Aluminium coloured with textured surface or black with textured surface, powder coated.
Material: Fixture head: Chilled casting aluminium.
Shield: Laser cut acrylic satine.
Arm: Chilled casting aluminium.
Post: Extruded aluminium.
Weight: Max. 2kg.
Class: Ingress protection IP44. Electric shock protection I w. ground. IK05
Light source: 1x40W E14.

louispoulsen.com