

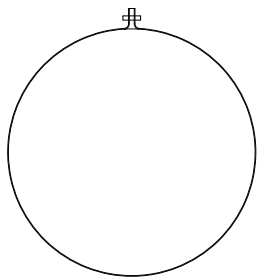


K

CARE INSTRUCTION



KRISTINA DAM
Studio

DOWEL MIRRORS

Be sure to use the correct dowels and screws for your wall to securely mount the mirror to the wall. Please consult a professional if you are uncertain.

Always keep this product clean and dry. Please do not use any chemicals or detergents to clean the steel and mirror. Use only mild soap water or glass cleaner. Use alcohol or glass cleaner to remove grease stains. Dry with a soft cloth.

The wooden walnut dowel is treated with oil. Wood is a living material changing imperceptibly over time and reacts to sunlight, humidity, temperature and can vary slightly in grain pattern and coloration. If the surface of the wood dries out, you may be able to restore its original glow by applying rape-seed oil to the product. Wipe off any excess oil with a soft cotton cloth. The grains of the wood may raise. Use fine sandpaper to smoothen the surface if needed and finish with an extra layer of oil.

Sharp objects may damage the mirrors surface.

Please arrange the mirror carefully to prevent scratches on the wall.

The Dowel Mirror is not made to carry any additional weight.

KRISTINA DAM
Studio

All our products are made from high quality and long-lasting materials. Please follow our care instructions and treat your new item accordingly.

All products are designed in Copenhagen, Denmark.

*Kristina Dam Studio
Sydholmen 9-17, 2650 Hvidovre, Denmark
kristinadamstudio.dk*