



FLINDT WALL

The fixture emits an asymmetrical glare-free, downward directed light distribution. Softly illuminating its cut-out shape while providing an efficient horizontal illumination on the ground or floor. Perfectly fit for indoor as well as outdoor applications.




Christian Flindt

Christian Flindt (1972-) graduated with an MAA and MDD from Aarhus School of Architecture in 2002. He then started his own design company in 2003. Here, he placed high emphasis on communication between people, and his focus on this area finds expression in his approach to re-evaluating furniture.



**Set location -
Copenhagen**



Product info

Environmental Product Specification

This product is compliant with the requirements contained in the European Directives, RoHS Directive 2011/65 and 2015/863. This product is designed so that 100% of the product can be disassembled and reused.

Information

Electrical: System Wattage: 10 - 30 W LED Wattage: 9 - 28 W Delivered lumens: 336 lm - 1,052 lm Efficacy: 33.6 - 35.1 lm/W Certifications: cULus, Wet Location Protection class IP65 IK class 08 (7.9IN); 09 (11.8IN & 15.7IN) BUG Rating: B0-U3-G1 Controllability: 0-10V Dimming Min.-Max. Ambient Temp: -20°C to +40°C Color Rendering: Ra≥90

Mounting

Surface: Mounted directly to finished surface over a recessed 3 inch octagonal junction box (7.9 IN) or 4 inch octagonal junction box (11.8 IN/15.7 IN).

Finish

Corten color, natural painted aluminum or white, powder coated.

Materials

Front and back housing: Die cast aluminum. Light Engine: Die cast aluminum and injection molded acrylic.

Sizes and weight

Width x Height x Length (in.) | 11.8 x 11.8 x 3.1 Max 8.5 lbs | 7.9 x 7.9 x 2.4 Max 2.2 lbs | 15.7 x 15.7 x 3.9 Max 14.8 lbs

Compliance

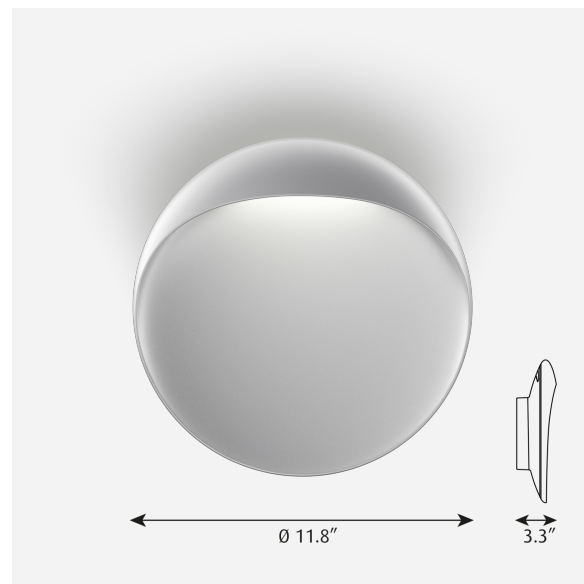
cULus, Wet location.

Specification notes

a. 7.9 IN only available with DIM PHASE+0-10V. b. 11.8 IN and 15.7 IN only available with DIM 0-10V.

Information


Electrical:
System Wattage: 10 - 30 W
LED Wattage: 9 - 28 W
Delivered lumens: 336 lm - 1,052 lm
Efficacy: 33.6 - 35.1 lm/W
Certifications:
cULus, Wet Location
Protection class IP65
IK class 08 (7.9IN); 09 (11.8IN & 15.7IN)
BUG Rating: B0-U3-G1
Controllability: 0-10V Dimming
Min.-Max. Ambient Temp: -20°C to +40°C
Color Rendering: Ra≥90



Related products



Flindt Bollard



Flindt Plaza



Flindt Garden Bollard

Product variants

Dimension	Color	Light source	Lumen	Voltage frequency	Lighting control	
11.8 IN	<input checked="" type="radio"/> Black texture	-	-	120-277V/60HZ	Dim 0-10v	
15.7 IN	<input checked="" type="radio"/> Corten color	LED 2700K 10W	1020		Phase dimming (mains dimm)	
7.9 IN	<input type="radio"/> Natural paint aluminum	LED 2700K 30W	1052			
		<input type="radio"/> White texture	LED 3000K 10W	326		
			LED 3000K 30W	336		
				359		
				371		
		449				
		463				
		494				
		495				
		509				
		510				
		680				
		701				
		751				
		774				

Product description

Beautifully sculpted circular wall-mounted fixture that provides carefully crafted illumination for outdoor and indoor spaces. The gentle direct light illuminates the lunar like glowing disk with a gentle (top) back light which adds a layered depth. The Flindt Wall is complimented by the Flindt Bollard which provide a widely spaced pathway illumination.

Mounting

Mounted directly to finished surface over a recessed junction box. Mounting hardware by others. Location of junction box is offset from center of fixture. Anchor locations differ by fixture size. Refer to mounting instructions for further information.

Light description

The luminaire emits glare-free light. Concealed direct light reflects off of the front surface as well as upwards onto the wall surface. Available in 2700K or 3000K, additional CCT may be available. 7.9 in., 11.9 in. and 15.7 in. diameter fixtures available with 0-10V dimming (7.9in is also available with phase dimming at 120V).

Design

Christian Flindt

Material

Front and back housing: Die cast aluminum, minimum 0.1" thick. Lens: Injection molded U. V. and weather resistant clear acrylic, 0.12" thick. Standard finish are matte, textured surface powder coat with minimum 2 mils thickness in corten color, natural painted aluminum, or white.

Weight

Min: 14.808 lbs Max: 8.488 lbs

Dimensions

11.8 IN, 15.7 IN, 7.9 IN

Other functions

LED in 2700K, 3500K, 4000K, 5000K, or 5700K. Amber LED available for sea turtle nesting areas. Custom finishes. Alternative dimming controls.

Finish

Black texture, Corten color, Natural paint aluminum, White texture

Voltage

120-277V/60HZ